

# Neighbourhood Plan Survey

## Summary Findings














**1. Which of the future visions set out would you most like the Neighbourhood Plan to follow. Future 1. A shorter term plan of 10 -15 years concentrating on locating new housing (255 units) to meet the Government Targets set for the area? Future 2. A middle term plan 15 - 20 years looking at locating new housing and redefining the Meridian Centre and South Coast road business area. Future 3. A longer term plan 20-30 years looking at creating a new town centre which would cater for Peacehaven, Telscombe and East Saltdean and provide new housing, new business space, new leisure facilities etc.**

					Response Percent	Response Total
1	Future 1				9%	17
2	Future 2				42%	82
3	Future 3				30.5%	59
4	Don't Know				18.5%	34
<b>Analysis</b>	Mean:	2.92	Std. Deviation:	0.62	Satisfaction Rate:	64.1
	Variance:	0.38	Std. Error:	0.12		
					answered	193
					skipped	0




**2. What worries you about further development in the area? (You can tick more than one)**

					Response Percent	Response Total
1	A weaker sense of community.				4.3%	44
2	Air Quality				6.1%	62
3	Increase in crime and anti-social behaviour				11.2%	113
4	Increased traffic				15.3%	155
5	Lack of adequate parking				6.6%	67
6	Lack of school places				8.6%	87
7	Loss of countryside/open space				10.1%	102
8	Overstretched Local Amenities				12.6%	128
9	Oversubscribed Medical Facilities				14.9%	151
10	Undermine local business				2.6%	27
11	Unsafe pedestrian routes				3.9%	40
12	Insufficient Sports and Leisure Facilities				3.1%	32
<b>Analysis</b>	Mean:	43.48	Std. Deviation:	97.17	Satisfaction Rate:	333.33
	Variance:	9442.71	Std. Error:	18.7		
					answered	174
					skipped	19

**3. Thinking about the areas needs, what type of housing do you think is most needed?  
(You can tick more than one)**

		Response Percent	Response Total			
1	1-2 Bed House		9.3% 45			
2	2-3 Bed House		13.8% 67			
3	3-4 Bed House		6.2% 30			
4	Low Cost housing		14.2% 69			
5	Residential Care		8.2% 40			
6	Eco Friendly		7.2% 35			
7	Small Retirement Unit		6.0% 29			
8	1-2 Bed Flat		7.4% 36			
9	Rented		8.2% 40			
10	Ward Assisted		4.3% 21			
11	Self Build		4.1% 20			
12	Bungalow		4.9% 24			
13	Shared Ownership		4.1% 20			
14	Other (please specify):	<input type="text"/>	1% 6			
<b>Analysis</b>	Mean:	21.31	Std. Deviation: 25.88	Satisfaction Rate: 140.53	answered	83
	Variance:	669.79	Std. Error: 5.08		skipped	110

**4. Thinking about the design of new housing, would it be acceptable to see taller buildings (4-8 storeys) around the Meridian Centre and along the A259 that would allow for start units or retirement flats.**

		Response Percent	Response Total			
1	Yes		21.19% 39			
2	No		73.36% 135			
3	Don't Know		5.4% 10			
<b>Analysis</b>	Mean:	1.86	Std. Deviation: 0.52	Satisfaction Rate: 42.86	answered	184
	Variance:	0.27	Std. Error: 0.1		skipped	9

## Land for business.

5.1. Factory/Manufacturing Units			Response Percent	Response Total
1	Yes		7.0%	31

5.2. Light Industrial Units			Response Percent	Response Total
1	Yes		12.3%	54

5.3. Offices			Response Percent	Response Total
1	Yes		11.3%	50

5.4. Shops and Retail			Response Percent	Response Total
1	Yes		30%	132




5.5. Starter Units			Response Percent	Response Total
1	Yes		14.0%	64

5.6. Live/work Units			Response Percent	Response Total
1	Yes		10.2%	45




5.7. Market Stalls			Response Percent	Response Total
1	Yes		14.3%	63

6. Should the Neighbourhood Plan allocate land for the visitor economy to help the tourism trade in the area?				
	Yes	No	Don't know	Response Total
Visitor Economy	70% (126)	24% (44)	6% (10)	180















**7. The A259/South Coast Road has lots of commercial premises but many provide services rather than selling goods. Would you like to see more retail along the A259?**

			Response Percent	Response Total
1	Yes		75.2%	128
2	No		11.7%	20
3	Don't know		12.9%	22

**8. The east side of Longridge Avenue has a small number of retail outlets, should this area be extended to provide more shops for East Saltdean?**

			Response Percent	Response Total
1	Yes		62%	73
2	No		18.8%	22
3	Don't know		18.8%	22
4	Other (please specify):		0.00%	0

**9. Thinking about our environment, do you think the Neighbourhood Plan should support land made available for the following? (You can tick more than one)**

			Response Percent	Response Total	
1	Parks		13.7%	129	
2	Cliff tops		11.9%	112	
3	Green Corridors		13.7%	129	
4	Beach related tourism		1.3%	13	
5	Solar energy farms		8.1%	76	
6	Wind energy		5.2%	49	
7	Biomass		5.7%	54	
8	Hydroelectric		1.2%	12	
9	Shale Gas (Fracking)		0.3%	3	
10	Leisure facilities		1.3%	13	
11	Cycling networks		9.9%	93	
12	Walking Routes		14.8%	139	
13	Bridleways		12.1%	114	
14	Other (please specify):		0.1%	1	
<b>Analysis</b>			answered	158	
	Mean:	38.93	Std. Deviation:	79.19	
	Variance:	6270.44	Std. Error:	15.24	
	Satisfaction Rate:	254.13		skipped	35
Other (please specify): (1)					
1	08/05/2018 14:04 PM ID: 82854421	Access for dogs 'off the lead' in specified woodland and downland areas safely away from livestock.			

10. Heritage is very important, from the Saxon church in Telscombe Village through to the Meridian Monument there are historical assets that the Neighbourhood Plan should seek to conserve as part of the areas identity. Are there any sites which you think are worth conserving as part of our heritage and if so where are they?

Dewdrop Inn	Peacehaven Pillars
Central Club	Telscombe Village
Bells Club	Chatsworth Park
Meridian Monument	Peacehaven Oval
The Big Park	Telscombe Playing Fields
The Dell	Under Cliff Walk
Peace Park/Howard Park	Pinnorr Bungalow
Telscombe Tye	War Memorial
Shepherd's Cottage	Gracie Fields House
Saxon Church (St. Laurence)	Coast Guard Cottages.